
Weaving, Macramé, Sewing, Knitting, Embroidery

5



CC - Crafts & Crafting for Teachers

Crafting, Art, STEM & Literacy: Cross-curriculum learning at its best.

Format: Online

Course duration: 20 hours

[Download fact-sheet](#)

[Register your interest](#)

[To learning centre](#)

[Enrol €95.00](#)

About the Course

OMG – is this not the summer course of summer courses, with a BIG craft box arriving in the post to each participant, too? Aoibhe Ni, our crafts expert presents this course for you.

You all loved crochet and the crochet-themed STEAM projects and called on us to give you more crafts and projects!


We listened; we heard your call, and here it is.

We're offering the 5-in-1 crafts course - one course and 5 fantastic crafts to get stuck into.

- ***Module 1 is Weaving***
- ***Module 2 is Embroidery***
- ***Module 3 is Knitting***
- ***Module 4 is Sewing***
- ***Module 5 is Macramé***

Watch out for the courier. Subsequent to enrolment, a craft box containing the items you will need to learn to weave, macramé, sew, knit, embroider and complete the many crafting artefacts will be delivered to you.

You will make a vase holder, a wall hanging, a stuffed bunny, a key chain, a Christmas decoration, juggling balls, a patchwork pumpkin and many other items.



Aoibhe will teach you the techniques to craft each of the above items through a series of videos. You will then be empowered to return to the classroom and teach your students to craft as a springboard into rich cross-curricular projects.



What a lovely way to while away the days of summer.

FREE CRAFT BOX KIT (WORTH €45) FOR ALL PARTICIPANTS - Sent by Post

All teachers will receive a Crafting Box Kit by post that will contain everything you need to create a bunch of artefacts across the 5 crafts. The kit will include:

- 4 x Balls of Ricorumi DK yarn
- 1 x Ball of chunky wool
- 1 x Paper cup
- 1 x A5 Hardback envelope (for a weaving project)
- 1x Small bag of pinto beans (for a knitting project)
- 4 x Lollipop sticks
- 1 x Bull clip
- 2 x Key ring loops

-
- 1 x Large bore wooden bead
 - 25m of Macramé cord
 - 1 x A4 Plastic canvas
 - 1 x Sewing needle and 10 x Sewing pins in a plastic tube
 - 1 x Spool of sewing thread
 - 1 x 25cm cotton canvas fabric
 - 1 x 50cm Fat quarter (colours may vary; see image below)
 - 1 x 240 Page Book 'Quick and Easy Knits' - see below
 - Toy stuffing
 - 1 x Set of toy eyes and safety washers
 - 1 x Set of knitting needles
 - 10 x Stitch markers
 - 1 x Toothpick
 - 1 x Blunt-ended bodkin



Our friendly and knowledgeable tutors actively support each course, providing expert interaction, guidance, and feedback for all participants on chat questions and assignments that require critical reflection, self-analysis, and reasoned responses.

On successful completion of your course, you can download and print off your CPD record and certificate of completion.

We look forward to welcoming you to your course.

Learning outcomes

In this course, we aim to:

- Provide a complete working understanding of the STEM approach
- Skill teachers to produce a number of artefacts across the five crafts from the kit to use as motivating springboards into STEAM projects
- Enable teachers to incorporate quality PLC and NPMC learner outcomes into motivating STEAM-focused projects & learner experiences
- Showcase how a crafts approach to curriculum positively impacts wellbeing
- Utilise creativity in planning and scoping impactful STEAM units of work

Modules

01 - Weaving: Our expert tutor, Aoibhe Ní, introduces weaving. In tandem with instructed crafting lessons on how to weave a vase holder and how to weave a wall hanging, and a God's eye mobile. We also embark on equipping teachers with the knowledge, skills and enthusiasm for taking a STE(A)M approach more often to curriculum, setting out our first true-to-life projects by developing integrated units on a 'Charity Shop' and a

'Bedroom Makeover'.

02 - Embroidery: The embroidery lessons in this module from Aoibhe focus on embroidering a 'photo flower' and a 'placemat'. We also develop integrated STEAM units on a 'Flower Festival' and a 'Restaurant Opening'.

03 - Knitting: Aoibhe guides you through the knitting of a bunny and also how to knit, stuff and sew juggling balls. We discuss and itemise the value of knitting (and weaving, macramé, sewing and embroidery) in supporting pupil wellbeing and encouraging collaboration while detailing literacy and numeracy activities through the STEAM projects of a 'Craft Shop Opening' and a 'Schools Games Day'. .

04 - Sewing: The craft sewing lessons in this module, presented by Aoibhe, are focused on how to design and sew a 'soft toy' and a 'patchwork pumpkin'. These are springboards for the integrated units to follow, which are a 'Book Launch' and a 'Halloween Arts Festival'.

05 - Macramé: We continue crafting with Macramé lessons. In this module, Aoibhe demonstrates how to macramé a friendship bracelet, a key chain and a Christmas decoration. We also highlight that learning is more meaningful and the learners more engaged when higher-quality learner

experiences are crafted into thematic units such as 'The Craft Fair' and 'Christmas is Coming', which are both explored in the module content.

"An extremely worthwhile course! Would highly recommend. Nothing to improve on, as Aoibhe explains things so well and at a very nice pace. Best course I've done in ages." Shauna, 2025